

## Political Consequences of the Carceral State

VESLA M. WEAVER *University of Virginia*

AMY E. LERMAN *Princeton University*

**C**ontact with the criminal justice system is greater today than at any time in our history. In this article, we argue that interactions with criminal justice are an important source of political socialization, in which the lessons that are imprinted are antagonistic to democratic participation and inspire negative orientations toward government. To test this argument, we conduct the first systematic empirical exploration of how criminal justice involvement shapes the citizenship and political voice of a growing swath of Americans. We find that custodial involvement carries with it a substantial civic penalty that is not explained by criminal propensity or socioeconomic differences alone. Given that the carceral state has become a routine site of interaction between government and citizens, institutions of criminal justice have emerged as an important force in defining citizen participation and understandings, with potentially dire consequences for democratic ideals.

**A**s Americans altered history in 2008 by sending the first black man to the White House, another less celebrated record was charted: 1 in every forty-one adults, including fully 13% of black men, could not cast a vote in his election because they were disenfranchised due to a past criminal record (Sentencing Project 2010). Indeed, the scale of citizen contact with the American criminal justice system is now unmatched in modern history. For the first time, one in 100 Americans is incarcerated, topping all other countries in the world (Pew Center on the States 2008). If current trends persist, 11% of American men—and 1 in 3 black men—will at some point in their lives serve time in prison (Bonczar 2003).

Over the past half century, the American criminal justice system has undergone tremendous expansion. In 1965, there were 780,000 adults under correctional authority of any type (President's Commission on Law Enforcement and Administration of Justice 1967); that population steadily expanded to seven million by 2008, whereas the number of living people who have ever been imprisoned grew by 3.8 million between 1974 and 2001 (Bonczar 2003). On any given day, about 1 in every 31 adults is currently in custody, on parole, or on probation.

In addition to the runaway expansion of prisoners, citizens have become much more likely to experience other state interventions that are disciplinary in nature. Although systematic national data on police contact are rarer than imprisonment data, several recent studies suggest that involuntary interactions with law enforcement are increasingly commonplace in some

communities (Goffman 2009; Gelman, Fagan, and Kiss 2007). For instance, in Chicago, 20% of all sampled residents and 70% of young black men recalled being stopped in the past year (Skogan 2006).

Carceral contact is not randomly distributed, but is both spatially and racially concentrated. On any given day, 11% of black men aged 25 to 29 years are incarcerated (PEW Center on the States 2007), and one third of black men aged 20 to 29 years are under some type of correctional supervision (Tonry and Melewski 2008). Contact is even higher among the most disadvantaged; experts estimate that nearly one fourth of young black men aged 16 to 24 years who did not finish high school were confined in juvenile detention, jail, or prison compared to only 6% of whites (Dillon 2009). Similarly, incarceration and police surveillance are largely concentrated in certain cities, particular communities within those cities, and even specific neighborhoods. Researchers have identified the presence of “million-dollar blocks,” where so many residents are behind bars that the government is spending more than \$1 million a year to incarcerate them (“Million-Dollar Blocks” 2004). For example, almost three fourths of the prisoner population in New York State originated from just seven community board districts (of more than 50 board districts in the city) (Fagan, West, and Holland 2003). In Texas, seven neighborhoods in Houston receive more returning prisoners than several entire counties in the state of Texas (Watson et al. 2004). In short, these areas are deep reservoirs of criminal justice involvement, where law enforcement and discipline are now part of the architecture of community life.

This study examines the implications of these developments for citizens' relationships with government. Specifically, we assess how and in what ways encounters with the criminal justice system influence citizens' political attitudes and behaviors, using two data sources that allow us to estimate this relationship.<sup>1</sup> The argument

Vesla M. Weaver is Assistant Professor, Woodrow Wilson Department of Politics, University of Virginia, P.O. Box 400787, Charlottesville, VA 22904 (vmweaver@virginia.edu).

Amy E. Lerman is Assistant Professor of Politics and Public Affairs, Princeton University, 311 Robertson Hall, Princeton, NJ 08544 (alerman@princeton.edu).

We are grateful for the many helpful comments we received on early drafts of this article from Christopher Achen, Alec Ewald, Christopher Howard, Paul Pierson, Meredith Sadin, John Sides, Christopher Wildeman, members of the University of Virginia Politics Department workshop, and the *American Political Science Review* anonymous reviewers.

<sup>1</sup> The Fragile Families and Child Wellbeing Study was supported by grant R01HD36916 from the Eunice Kennedy Shriver National Institute of Child Health and Human Development (NICHD). The contents of this article are solely the responsibility of the authors and do not necessarily represent the official views of the NICHD. The

we make here is that the criminal justice system is a primary site of civic education. Through both interpretive and resource mechanisms, custodial interactions negatively affect the likelihood of participating in politics and carrying out the responsibilities of citizenship.

The analyses that follow demonstrate a powerful effect of criminal justice contact on a range of political behavior and attitudes. In fact, our findings challenge a centerpiece of political participation orthodoxy—that individual resources such as time, knowledge, and money are the strongest predictors of participation. Instead, we find that the effect of exposure to criminal justice dwarfs some of even the most important predictors in the resource models of participation. The robustness of the relationship, even after accounting for other factors, suggests that punitive encounters with the state foster mistrust of political institutions and a weakened attachment to the political process. In short, our findings point to a distinctive political orientation that is held by a sizable and growing “custodial population.” Our central conclusion is that the carceral state has emerged as an important force in shaping American mass politics.

The first part of this article presents the theoretical argument for why and how punitive encounters with government shape citizens’ experience of government, advancing several possible mechanisms. The second part describes our data and methods. In addition to multivariate models that describe a strong and consistent effect of contact with criminal justice, our analysis uses subsets of the data and genetic matching to identify a causal effect of custodial contact. In the third part, the results of these analyses are presented. Finally, the article develops a broader understanding of what the carceral state means for American democracy. Ultimately, scholars of American political development, public policy, race and ethnicity, and political behavior must consider the meaning of the expanding coercive role of the state for the development of politically engaged citizens, a cherished pillar of American democracy.

## EFFECTS OF THE CARCERAL STATE

Scholars have begun to understand public policies not only as outcomes whose adoption should be explained, but also as causally important in shaping mass publics. Recent scholarship points to the ways in which policy designs can communicate deservingness and legitimacy of recipients (Schneider and Ingram 1993; Soss 2005), divide categories of citizens and separate the types

of government provisions for which they are eligible (Mettler 1998), and shape individual expectations and civic obligations in relation to government (Campbell 2003; Mettler 2002; Mettler and Soss 2004). In these ways, the characteristics of policies themselves can enhance or diminish participation.

With a few exceptions (Mettler 2007; Mettler and Stonecash 2008; Soss 1999), most of the research in this policy centered perspective has so far focused on policies that confer benefits to individuals and groups—hallmark examples include Social Security and the GI Bill. These studies are important for helping us understand that public policies and state institutions can cultivate good citizens. Yet, because the focus of these studies has primarily been confined to large social welfare programs, on program beneficiaries and clients, and almost exclusively on voluntary interactions between the state and citizens, they have prematurely concluded that the civic lessons imparted by government are generally positive, fostering participation, efficacy, and trust.

Criminal justice policies represent a distinct and overlooked sphere of government provision, one that does not provide benefits in a traditional sense, but, as we argue here, nonetheless is an important source of political identity, action, and thought. For many citizens, their most frequent, visible, and direct contact with government may be through a prison, court, or police station, rather than a welfare office, state capital, or city hall. One early study of a small sample of incarcerated offenders found that most “had dealt with the political system exclusively through the criminal justice process” and had little experience with other political venues, actors, or institutions (Fairchild 1977, 296). In a more recent study, black high school dropouts were more likely to be exposed to penal institutions than other societal institutions, including the military, higher education, unions, or the labor market (Western 2006). Moreover, correctional facilities, parole and probation offices, and halfway houses are increasingly important sites of social provision, given that wards of the state are regularly housed, educated, employed, and receive health care through penal institutions (Wacquant 2008). Jennifer Lawless and Richard Fox (2001), in their study of poor, inner-city residents of the South Bronx area of New York, report one of their respondents noting that “in cities like this . . . most people have their only real contact with government in hostile confrontations with the police” (376).

In these localities, a very different “face” of the state has emerged. We refer to the totality of this spatially concentrated, more punitive, surveillance- and punishment-oriented system of governance the “carceral state,” and the people who encounter it, “custodial citizens.” Unlike contact with government through clientele relations and through the receipt of benefits that may increase citizens’ capacity to engage, custodial relations are characterized by involuntary, intrusive, absolute power over citizens. This type of citizen-state contact may have both resource and interpretive effects (Pierson 1993), and we briefly discuss each in turn.

National Longitudinal Study of Adolescent Health was a program project designed by J. Richard Udry, Peter S. Bearman, and Kathleen Mullan Harris, and funded by grant P01-HD31921 from the Eunice Kennedy Shriver NICHD, with cooperative funding from 17 other agencies. Special acknowledgment is due Ronald R. Rindfuss and Barbara Entwisle for assistance in the original design. Persons interested in obtaining data files from Add Health should contact Add Health, Carolina Population Center, 123 W. Franklin Street, Chapel Hill, NC 27516-2524 (addhealth@unc.edu). No direct support was received from P01-HD31921 for this analysis.

By structuring the availability of resources such as time and money, public policies can significantly affect a wide range of individual behavior. For example, Andrea Campbell (2003) argues that Social Security benefits allow older Americans to retire earlier and provide them with a sizable proportion of their income following retirement. In this way, Social Security supplies at least some of the resources necessary for political activity. Policies also provide nonmonetary resources, such as time, organizational skills, or public speaking, which can also be useful for political participation (Brady, Verba, and Schlozman 1995).

Like welfare and social security, criminal justice policies structure individual choices by altering the availability of time and money. However, unlike redistributive policies that provide resources and promote participation, punitive encounters are likely to depress political action by limiting and diminishing resources. For many, a criminal record results in considerable financial penalties and limited job prospects, diminishing the material resources available for participation in politics.<sup>2</sup>

Perhaps as important, however, are the ways that public policies can shape political attitudes and beliefs through their “interpretive effects.” Several scholars have suggested that political models of participation should take account not only of the resources that citizens possess, but also the ways in which encounters with “street-level” bureaucrats can inform citizens’ understanding of the goals and nature of government (Lawless and Fox 2001; Lipsky 1980; Soss 1999, 2005). In short, citizens learn about their government through their interactions with it. Moreover, contact with one part of government can form a “bridge” to perceptions of other aspects of the state. In his interviews of welfare recipients, Joe Soss (2005, 309) found that clients saw government as “one big system,” often not distinguishing their views about welfare caseworkers from attitudes toward other government officials and bodies: “experiences at the welfare agency come to be understood as an instructive and representative example of their broader relationship with government as a whole.” Similarly, Lawless and Fox (2001, 375) found that “bad experiences with the welfare system transcended into other facets of government.” As one woman recounted, “I know all there is to know about government from welfare workers” (375). Our expect-

<sup>2</sup> More than half of correctional systems charge their inmates room and board and assess fees for medical care, utilities, and laundry use. These costs are often taken directly from inmates’ wages (generally significantly lower than minimum wage) and if not fully repaid on release, outstanding charges can lead to parole revocation (“Inmate Privileges and Fees for Service” 2002). Court costs can often be higher than available resources and can accrue penalties when payment is not forthcoming. Many states do not suspend child support and other financial responsibilities during incarceration, and these costs can continue to accumulate, leading to considerable debt accrued by the time of release. Once released from prison, individuals find that employers are often reluctant to hire workers who have a criminal record, making it difficult for ex-offenders to obtain stable and profitable employment (Pager 2007). For those who are actively on probation or parole, regular check-ins and mandatory drug tests can significantly reduce the availability of free time.

ation is that the more intense experiences citizens have with criminal justice agents will have similar, if not even more profound, cognitive effects.

As clients of the criminal justice system, dealings with governing bodies present a political picture that is the inverse of democratic, responsive government. Studies show that police–citizen encounters routinely feature derogatory remarks and bodily contact, and citizens forced to do humiliating things (Brunson and Weitzer 2009). Research by Wesley Skogan (2006, 104) finds that police-initiated encounters had a large impact on perceptions, fostering less confidence and satisfaction in the police; “police-initiated contacts . . . may not be entered into voluntarily and are more likely to be of a suspicious, inquisitorial and potentially adversarial nature.” These encounters had an asymmetric impact, or “negativity bias”; negative encounters, where police were deemed unfair, insulting, discriminatory, or impolite, overwhelmingly outweighed the impact (14 times larger) of positive encounters. In another study, even those interactions with police that subjects deemed fair still led to negative views of the police (Schafer, Huebner, and Bynum 2003).

Given that citizens evaluations of the procedural fairness of an interaction with authorities is one basis on which they judge government and the political system generally (Lind and Tyler 1988),<sup>3</sup> these experiences are not likely to result in positive perceptions of government or promote participation in the political process. Instead, poor evaluations of treatment by the police, parole officers, and prison guards may translate into a broader cynicism about government authorities as a whole. Studies of urban communities suggest that many “define the power of the state as a nemesis to be avoided rather than an ally to be cultivated” (Rose and Clear 1998, 465). In this situation, political participation rates may significantly decline as citizens who have adversarial interactions with law enforcement become less likely to seek out government of any kind.

The second important component of the civic education received by custodial citizens is the lessons learned about their own civic identity; in addition to shaping perceptions of government, punitive interactions influence an individual’s perception of his or her own political standing, membership, and efficacy. Custodial contact occurs via “one way transactions” (Soss 1999, 366) where citizens are passive subjects acted on by authorities, not responded to by representatives; where decisions are made about them, not in response to their claims; where their input in decision making is minimal; and where they are “objectified and dependent rather than equal participant” (Fairchild 1977, 296). In addition, many policies related to criminal justice

<sup>3</sup> Scholars in the field of criminal justice and sociological theory have long been aware that police encounters foster “legal cynicism” and have suggested that this perception may creep into other evaluations of government. As two scholars noted, “there is reason to believe that this response to the criminal justice system is a precursor of a wider skepticism among visible minorities about a range of governmental institutions responsible for employment, housing, health care, voting, and other aspects of adolescent and adult life” (Hagan and Shedd 2005, 286).



stigmatize by their very design, conferring a dishonorable status. Although remaining formal citizens, the standing of “the criminal class” in society is diminished through political and economic practices that strip suspects and convicts of rights, privileges, and numerous social supports, including restrictions on public assistance through welfare reform, the termination of parental rights under the Adoption and Safe Families Act, the seizure of assets of drug suspects through forfeiture laws, automatic deportation of convicts, and the loss of property and marriage rights through individual state laws.<sup>4</sup> These economic and social handicaps are joined by exclusions from the political rights and responsibilities of citizenship. Five million citizens are banned from casting a ballot because of their convict status, some permanently disenfranchised (Manza and Uggen 2006). In many states, probationers and misdemeanants are barred from voting despite never having spent a day in jail. In most states, felons are barred from serving on a jury and from holding public office.

These policies and practices send consistent messages to custodial populations that they are not worthy of equal citizenship; they serve to create an enduring demarcation between the law-abiding citizen and those branded as deviants. Not surprisingly, these signals are internalized by custodial populations who inherit what one scholar has termed a “stigma consciousness” (Soss 2005). The felon label often overrides other relevant social categories and classifications, becoming a master status that confers “negative credentials” (Pager 2007). In their interviews with inmates and ex-felons, a team of sociologists found that many believed that having a criminal record was an all-encompassing aspect of their identity and viewed their conviction status as so totalizing that it outweighed even a college degree or wealth. One respondent remarked that the felon label had “branded” him with an “F” for life (Uggen, Manza, and Behrens 2004). From this stigmatized, delegitimized position, custodial populations may infer that they are not equal members of the polity and do not deserve to be equal participants in the political process. They may thus become less likely to believe that they can make demands of government.

We hypothesize that criminal justice contact weakens attachment to the political process and heightens negative perceptions of government. Specifically, we hypothesize that custodial populations will (1) exhibit lower levels of political participation and civic engagement; (2) be less trusting of government and less committed to civic norms; (3) that these effects will increase in magnitude with greater degrees of contact with the criminal justice system; and (4) that these demobiliza-

tion effects can be explained as the direct consequences of punitive encounters, rather than preexisting differences in respondent characteristics such as education, poverty, or predilections for crime and violence.

## DATA AND METHODS

Despite the pervasiveness of citizen contact with crime control and penal institutions, we know little about how interactions with criminal justice change perceptions of government and participatory habits. The voices of custodial populations have been mostly invisible in studies of policy and politics, largely due to the fact that they are underrepresented or unidentifiable in the majority of social surveys. Large surveys such as the Current Population Survey and Panel Study of Income Dynamics do not measure contact with the criminal justice system, nor do mainstream political science and social surveys such as the American National Election Studies and Social Capital Community Benchmark Survey. Conversely, surveys of inmates and ex-offenders by the Bureau of Justice Statistics do not query custodial populations about their political beliefs and engagement. Therefore, we rely on two unusual sources that each fulfills three necessary and sufficient conditions: (1) an adequate number of people targeted by law enforcement, (2) detailed measures of involvement with criminal justice, and (3) items related to subsequent political behavior and attitudes. These data allow us to undertake an analysis that would otherwise be impossible.

The first, the *National Longitudinal Study of Adolescent Health* (hereafter, Add Health) is a study that follows youth over their life course and provides a nationally representative sample of school-age people in the United States (Harris 2008). Begun in 1994 with a sample of 20,745 adolescents in grades 7 to 12,<sup>5</sup> the analyses presented here use data collected in the third wave of the study, where a sample of 15,170 of the original adolescents were reinterviewed 6 years after the baseline survey from August 2001 to April 2002; by that third interview, respondents were young adults between the ages of 18 and 26 years. Add Health has several unique advantages for this analysis, including being large enough to have a significant sample of people with criminal justice histories, more than 150 detailed measures of criminal justice involvement, as well as a section on political attitudes and behaviors in the third wave.

We also employ a second source of data, the *Fragile Families and Child Wellbeing Study* (hereafter, Fragile Families), a panel study that measures the economic and social condition of life for disadvantaged parents and their children. Specifically, the study interviewed mothers and fathers in 4,898 family units in the hospital

<sup>4</sup> Many convicts are excluded by federal law from receiving veterans' and disability benefits and prohibited for life from ever receiving welfare, food stamps, and federal financial aid for college; housing authorities can exclude those with a single arrest from receiving public housing or Section 8 vouchers and, under recent one-strike provisions, can evict residents without due process if they even suspect criminal wrongdoing (Simon 2007). Employers can make hiring and firing decisions based on an arrest record (even those that did not result in conviction), and convicts are barred from public sector jobs and many private sector occupations (Legal Action Center 2004).

<sup>5</sup> The sample was derived by sampling 132 schools (80 high schools and 52 feeder middle schools). The schools had an unequal probability of selection. The respondent sample also includes oversamples of blacks with highly educated parents, Cubans, Puerto Ricans, and Chinese; it also includes a “genetic” oversample (twins, siblings, and other student pairs) and a disabled students oversample.

at their child's birth between 1998 and 2000, and subsequently interviewed them 1, 3, and 5 years later.<sup>6</sup> Although mothers and fathers were asked mainly about their relationships, parenting behaviors, physical and mental health, economic situation, and participation in government social programs, the third-year interview collected information about their political attitudes, beliefs about government, and political activity. In addition, the Fragile Families study included several detailed measures of arrest, conviction, and sentence history in a special module designed by Bruce Western. We focus on the relationship between custodial history and political behaviors for the 3,299 fathers in the 3-year follow-up interview conducted between 2001 and 2003, who are much more likely to have had contact with the criminal justice system than mothers in the sample.

To capture the degree and severity of exposure to the criminal justice system, we constructed a measure based on several similar items in both surveys. The main variable of interest, *Criminal Justice Contact*, combines these items to measure progressive contact, from the least to the most serious criminal justice involvement: no encounters with the criminal justice system, stopped by police for questioning, charged or arrested for breaking the law, convicted (not including minor traffic offenses), ever served time in a correctional facility,<sup>7</sup> and incarcerated for 1 year or more.<sup>8</sup> The categories are mutually exclusive and represent the respondents' highest level of contact. In the following multivariate analyses, this variable is treated as a dummy for each level of contact.<sup>9</sup>

In Add Health, although the vast majority of respondents had not had encounters with the police, courts, or corrections, about 20% of the sample had some contact with adult criminal justice agencies by their young adulthood. Of the Wave III sample, 20% reported being stopped by the police for questioning, 9% had been arrested as adults, 4% had been convicted in adult court, about 1% had been confined in an adult correctional facility, and 0.3% had served 1 year or more behind bars. Compared to the Add Health study, a much greater proportion of respondents in the Fragile Families study had exposure to criminal justice, and many more had actually served hard time. According to

their self-reported custodial history, 61% of the fathers interviewed in the 3-year follow-up had been stopped or questioned by police, 36% had been charged and arrested, 25% had been convicted of a crime in court, 22% had served time in a correctional facility, and 10% had been imprisoned for 1 year or more.

To measure the effect of criminal justice contact on political behavior and attitudes, we examine the available political variables: items in each survey that asked whether the respondent was registered to vote (*Registered*), had voted in the last presidential election (*Voted*),<sup>10</sup> indices of involvement in civic organizations (*Civic Participation*), and additional measures unique to each survey. Add Health includes two additional constructed measures—a binary measure of whether the respondent reported doing any of several political activities (contributing to a candidate or party, contacting an official, running for public or private office, participating in a rally) (*Political Participation*) and trust in three levels of government (local, state, and federal) scaled to one variable (*Trust in Government*).<sup>11</sup> Fragile Families contains an additional constructed measure of how important it is to vote, do community service, serve on a jury, and serve in the military (*Civic Obligations*).

### Causal Effects from Observational Data

Respondents may misrepresent participation<sup>12</sup> and criminal behaviors,<sup>13</sup> and differential panel attrition

<sup>10</sup> Those who were not eligible to vote were excluded (based on a separate question) in the Fragile Families survey. Fragile Families first queried respondents about whether they were eligible to vote. Five hundred and twenty-five respondents, or 16%, reported not being eligible to vote either because they were not citizens or because they had a criminal conviction. The follow-up questions that we employ to measure voter registration and turnout are then only asked of those who are eligible. These measures limit the dependent variables of voting and registration to only those respondents who believe they are eligible to vote. This is not possible in Add Health because no such question about eligibility was asked. Thus, in Add Health, measures of registration and voting include both formal and informal exclusion.

<sup>11</sup> Trust in the different levels of government was highly correlated and had a reliability coefficient of 0.929. For space, we use the scale of three items. Results do not depend on using the scale; we ran the analyses for each level of trust, and the results are the same.

<sup>12</sup> Participation scholars have amply demonstrated that vote misreporting is systematically related to characteristics of the respondent; partisans, the highly educated, those with greater political interest and knowledge, and minorities exhibit a greater pattern of misreporting (Belli, Traugott, and Beckman 2001; McDonald 2007). Because we have no way of validating the self-reported measures we use here with actual voting and registration records of respondents (name and address of respondents is confidential and not available), we cannot be certain that some of our dependent variables do not contain measurement error. Given that our central hypothesis is that contact with criminal justice depresses turnout, we would be especially concerned if nonfelons were more likely than felons to exaggerate their turnout or if felons were more likely than nonfelons to underreport theirs. The latter possibility we can dismiss, given that underreporting is rare (Belli, Traugott, and Beckman 2001). Although no studies have systematically tested the former possibility, studies have found that felons are much less likely to vote based on voting/registration records than indicated in surveys (Burch 2007; Haselswerdt 2009; Miles 2004). Thus, felons are much like nonfelons in this regard.

<sup>13</sup> Our analysis follows a long line of criminal justice scholars who use self-reported data. Indeed, self-report data are a common and

<sup>6</sup> Parents were interviewed in 75 hospitals in 22 cities using a stratified random sample in the United States. Cities were sampled based on welfare generosity, child support enforcement, and strength of local economy. Hospitals were sampled based on the proportion of nonmarital births to achieve the desired oversample. The sample is representative of children born in large cities with more than 200,000 population.

<sup>7</sup> Because the surveys only asked each successive question on criminal justice involvement of those who answered "yes" to the previous question, serving time in a correctional facility was necessarily due to being convicted of a crime and sentenced, rather than a night in jail for a bar fight or drunk driving that did not lead to charges.

<sup>8</sup> In the analysis that follows, we focus only on the measures that deal with being arrested, convicted, and serving time in a correctional facility as an adult; juvenile offenders are excluded.

<sup>9</sup> All variables, sampling, and sample characteristics are fully described in the supplementary online Appendix (<http://www.journals.cambridge.org/psr2010013>).

may inhibit our ability to generalize to the full sample,<sup>14</sup> although there are several reasons that this is not likely to threaten validity. More problematic is that contact with the criminal justice system is not randomly distributed. Rather, custodial populations are systematically different from noncustodial citizens, in that they are much more likely to be poor, less educated, more

central way that delinquency is measured; the primary sources of drug abuse and victimization trends in the United States often rely on self-report data, including the annual Monitoring the Future survey, the National Household Survey on Drug Abuse, the National Youth Survey, and the Youth Risk Behavior Survey. Studies have found that although underreporting is not insignificant, respondents were often quite willing to reveal their delinquent acts in self-administered interviews (Tourangeau and Smith 1996); self-reported measures of arrest and conviction have a high correlation with official records (Farrington 1977; Hindelang, Hirschi and Weis 1981; Rojek 1983); and self-report data, although not perfect, are both reliable and valid [for a comprehensive treatment, see Thornberry and Krohn (2000) and Junger-Tas and Marshall (1999)]. A review of multiple studies evaluating the effect of self-reported crime items has concluded that “self-reported delinquency responses are no less reliable than other social science measures” (Thornberry and Krohn 2000, 49).

In addition, features of the survey design and our methodological approach help minimize threat to the validity of our results. Indeed, Add Health was designed specifically to gather sensitive information on adolescent sexual behavior and risks. In particular, both studies use computer-assisted interviewing techniques (ACASI in Add Health, CATI in Fragile Families) for sensitive questions, which have been shown to reduce misreporting and item nonresponse and elicit 30% higher reports of risky or delinquent behaviors than when an interviewer is present (Thornberry and Krohn 2000; Tourangeau and Yan 2007). Because these questions are not asked directly by an interviewer, social desirability incentives are minimized, making respondents more willing to reveal sensitive information. Moreover, both surveys assured respondents of confidentiality, anonymity, and privacy, another design feature that has been shown to reduce misreporting. That the majority of the sample in both studies reported at least one illegal behavior gives us some confidence that respondents did not withhold information. Moreover, nonresponse to these items does not appear to be significantly larger than other items in the survey. Finally, the Fragile Families survey includes both mother and father reports of father’s criminal justice contact, which provides a fuller measure of contact. We conducted analyses using the combination of mother and father reports, and results do not substantially differ.

<sup>14</sup> Another potential hazard to the robustness of our results is selection bias due to nonrandom attrition across the waves of each study. Although both studies made substantial efforts to locate and reinterview respondents who were currently institutionalized, incarceration remains one of the primary factors behind attrition in both studies. Both studies tried to obtain clearance to interview prison inmates; however, this was not always allowed or the prisoner’s security or privacy could not be assured.

Attrition of fathers is strongly correlated with custodial involvement in Fragile Families; 63% of fathers missing from the third-year interview had been incarcerated (based on mother and father combined reports), compared to only 44% of the fathers present for the third-year interview. Respondents differ on other key variables as well. When we compare the third wave sample of respondents in Fragile Families to the baseline or second wave, there are significant differences between eligible and interviewed respondents. Fathers interviewed at baseline but who dropped out in the third wave had much lower socioeconomic status (SES) and were more likely to be black or Hispanic than those fathers interviewed in the third wave. So, it is possible that the third wave of both studies underrepresents fathers with incarceration and other relevant characteristics that predict participation such as SES and race. Similarly, respondents in Add Health interviewed in the third wave differ from noninterviewed eligible respondents in many of the same ways (Chantala, Kalsbeek, and Andraca n.d.).

unstable in their family relationships and employment, and more likely to be a member of a racial/ethnic minority group. These factors make them less likely to engage in politics in the first place and are important in predicting their political attitudes. In our data, selection bias may therefore limit the conclusions that we can draw from statistically significant associations between political indicators and measures of custodial contact. A major hurdle of this analysis is thus to adequately dispel the possibility that any positive relationship between custodial status and political activity is due to respondents selecting into both criminal activity and lower levels of political engagement.

We use several empirical strategies in order to mitigate against the possibility that preexisting differences across individuals, and not exposure to criminal justice, account for different levels of participation. First, we include standard controls for age, education, sex (Add Health only, given that the analysis is restricted to fathers in Fragile Families), household income, employment, marital status, race and ethnicity, citizenship, region, poverty status (Fragile Families only), and parental background (having at least one college-educated parent). Each independent variable is correlated with both custodial contact and political attitudes. We also control for other types of contact with government that might shape participation and attitudes, including military service and receiving welfare.

In addition, we control for measures of criminality that are likely to predict criminal justice contact. Our logic is that, if a predilection for criminality is driving our results rather than interactions with law enforcement and criminal justice, then including measures of individual propensity for offending will provide a rigorous test. In Add Health, we account for personality traits that predict criminal activity by including a scale of self-control items; research has established impulsivity to be one of the key determinants of violent offending (Farrington 1998; Gottfredson and Hirschi 1990). We also include measures of self-reported violent and nonviolent criminal activity over the past 12 months. In Fragile Families, we use a similar index of self-control items, as well as history of domestic violence (as reported by the mother) and drug use. We control for these confounders in all multivariate models reported here.

Although in both studies respondents with exposure to criminal justice are more likely to drop out of the sample by the third wave, we follow a weighting procedure that adjusts for nonresponse (see the online Appendix). In Add Health, analysis of potential bias due to nonresponse after the inclusion of sampling weights indicates that on 67 items, bias is less than 0.5 on most items (and only more than 1 percentage point on one item). For our purposes here, there is a small amount of bias remaining on substance abuse and violent and delinquent behaviors, such that “eligible cases reported slightly more violent or delinquent acts at Wave I than the interviewed cases” in Wave III (Chantala, Kalsbeek, and Andraca n.d.). However, the bias was small; for 10 of the 15 items, bias was less than 0.5, and for the remaining 5 items, it was between 0.5 and 1 percentage point. Scholars conducting the bias tests concluded that “the Wave III sample adequately represents the same population as the Wave I sample when final sampling weights are used to compute population estimates” (Chantala, Kalsbeek, and Andraca n.d., 5).



Our second strategy is to conduct additional analyses on the Add Health data that are designed to test the sensitivity of our causal claim. We do this first by limiting our sample to only those individuals who self-report criminal behavior in the form of illegal drug use. We then leverage the fact that some of these individuals have experienced criminal justice contact, whereas others have not. In the Wave III sample, approximately 54% of respondents reported having recently taken illegal drugs, including 16% who reported using “hard” drugs (excluding marijuana, steroids, and prescription medication without a doctor’s order). However, many of those who reported illegal drug use had never been caught or punished for any type of crime; for instance, 71% of drug users and 58% of serious drug users, respectively, reported having no contact with police or criminal justice authorities. Thus, we can divide the sample into a fourfold typology: non–drug users who have had no custodial contact, non–drug users who have had contact, drug users who have not had contact, and drug users who have had contact.

Comparing the political engagement across these four groups helps us gain some leverage on the extent to which preexisting criminality is driving our results. Even among illegal drug users, though, we know that criminal justice contact is nonrandom. We therefore employ a nonparametric estimation method, genetic matching, to adjust for baseline covariates that differ across the two groups. Genetic matching is a generalization of propensity score matching and Mahalanobis distance, which uses a genetic algorithm (Mebane and Sekhon 1998) to maximize covariate balance between treated and control groups (Diamond and Sekhon 2008; Sekhon 2010; Sekhon 2008). Cases are selected using the results of *t* tests and bootstrapped Kolmogorov-Smirnov (KS) tests, a distribution-free test of the equality of two cumulative distributions.<sup>15</sup> Genetic matching has better properties than alternative methods of matching, irrespective of whether the “equal percent bias reduction” property holds (Diamond and Sekhon 2008; Sekhon 2006).

Genetic matching can be used with or without a propensity score, but is significantly improved with the incorporation of a propensity score (Sekhon n.d.). The propensity score is the conditional probability of receiving treatment (here, criminal justice contact) given observed covariates (see Rosenbaum and Rubin 1983). In each matching analysis, we employ a logistic regression to estimate the propensity score. We then match on both the linear predictor, which has the benefit over the predicted probabilities of not compressing the propensity score near zero and one (Sekhon n.d.), and a set of covariates that has been orthogonalized to the propensity score. We match on all covariates from the multiple regressions with the exception of employment and income, which are likely to be negatively affected by carceral contact. To include an indicator of SES without controlling for these posttreatment covariates [see Rosenbaum (1984) for a discussion of bias that results from adjustment for a concomitant variable affected by treatment], we proxy for these variables

by matching on parents’ income and employment as measured in Wave I, as well as parents’ education.<sup>16</sup> We employ one-to-one matching with replacement and ties are handled deterministically. We achieve excellent balance on the propensity score and on individual predictors. Thus, we are confident that in our matched sample these observed covariates are not a significant source of bias (though, of course, we cannot control for potentially unobserved differences between treatment and control). We then use the matched sample to estimate the effect of criminal justice contact on each of our dependent variables [the average treatment effect on the treated (ATT)].

We first match respondents who reported illegal drug activity but had no history of carceral contact with respondents who also reported illegal activity but did report a criminal conviction (groups 3 and 4 in our typology). We then leverage the longitudinal design of the Add Health study to provide one further test of whether the associations we find between carceral contact and political attitudes and behaviors are indeed the result of custodial contact, as we posit that they are. Although Wave III is the only panel of Add Health that includes political measures, Wave IV of the study repeats questions from Wave III that measure criminal justice history. Between the two waves, about 1,079 respondents are added to the ranks of those who have experienced a criminal conviction. Being able to identify these “future offenders” in the Wave III data allows us to compare the political attitudes and behaviors of individuals who have been exposed to a criminal justice intervention by Wave III with a matched set of individuals in Wave III who have not yet been exposed to criminal justice but who *will* experience this contact by Wave IV. The logic here is that if criminal propensity is driving the results, and not criminal justice contact per se, then those respondents who will be involved with the criminal justice system in the future should exhibit higher levels of participation than those who have already experienced it.

Finally, we conduct a placebo test in which we match respondents who will have criminal justice contact by Wave IV but have not yet by Wave III with respondents who do not report criminal justice contact in either Wave III or Wave IV. We then estimate effects on political attitudes and behaviors at Wave III. If our previous analysis is truly identifying a causal effect of contact with criminal justice, rather than reflecting underlying differences in the *likelihood* of experiencing contact, we expect that this analysis will fail to reject the null hypothesis of no difference across the two groups.

## RESULTS

Table 1 depicts the bivariate relationship between custodial involvement and political attitudes and behavior.

<sup>16</sup> Although empirical studies of wealth transmission from parents to children offer varying estimates of the extent of economic mobility (Solon 1992) and are limited by existing data (Keister and Moller 2000), there is empirical evidence that poverty is transmitted across generations (Solon 1992; Zimmerman 1992), with education serving as an important mediator.

<sup>15</sup> For all bootstrapping, *n*boots = 1,000.

**TABLE 1. Bivariate Relationships between Criminal Justice Contact and Various Measures of Participation and Political Attitudes**

Survey	Voted <sup>a</sup> (%)		Registered <sup>a</sup> (%)		Political Participation (% at Least One Activity)		Civic Participation (% at Least One Activity)		Trust in Government (% Disagree or Strongly Disagree)			Civic Obligation
	AH	FF	AH	FF	AH	FF	AH	FF	Federal	State	Local	
None	47	65	75	88	6	48	28	48	18	15	14	0.59
Questioned	45	56	75	86	10	44	31	44	28	23	22	0.56
Arrested	38	53	74	82	6	47	27	47	27	23	23	0.49
Convicted	31	58	65	89	6	47	26	47	31	27	28	0.50
Prison/jail	22	39	53	81	5	38	21	38	43	39	39	0.43
Serious time	8	32	37	76	3	39	18	39	55	61	61	0.43
N	14,361	2,627	14,460	2,638	15,038	3,294	15,065	3,294	14,972	14,968	14,954	3,295
Chi squared	119.306	154.919	87.543	32.902	35.235	22.710	11.124	22.710	321.100	290.009	320.301	
Significance	.000	.000	.000	.000	.000	.000	.049	.000	.000	.000	.000	.000 (F = 19.21)

AH, Add Health; FF, Fragile Families.

<sup>a</sup>Voted and registered percentages exclude noncitizens.

In both surveys, respondents who experienced criminal justice contact were significantly less likely to report having voted in the last presidential election.<sup>17</sup> Table 1 also highlights that there is declining participation at every level of contact with criminal justice authorities; even a minor encounter with the police that did not result in arrest is associated with a reduced likelihood of turning out in an election. The gap in participation is largest for more significant encounters with criminal justice, such as incarceration; for example, in the Add Health study, only 8% of respondents reported having voted if they had served a lengthy sentence behind bars. In the Add Health study, it is likely that depressed participation is the result of both decreased turnout and formal exclusion from exercising the franchise. By comparison, felon disenfranchisement is not the only reason for diminished voting among Fragile Families respondents because our measure of voting in that study specifically excludes those who were not eligible to vote. Thus, the differences in turnout that are evident in these data represent the gap in voting between custodial and noncustodial legally eligible voters. Similar to voting and registering, the importance of criminal justice involvement is also evident in other political activities such as contacting a government official or contributing to a political party or candidate, as measured by the index, although the relationship is weaker. A reduction in these activities appears only for those who have been incarcerated.

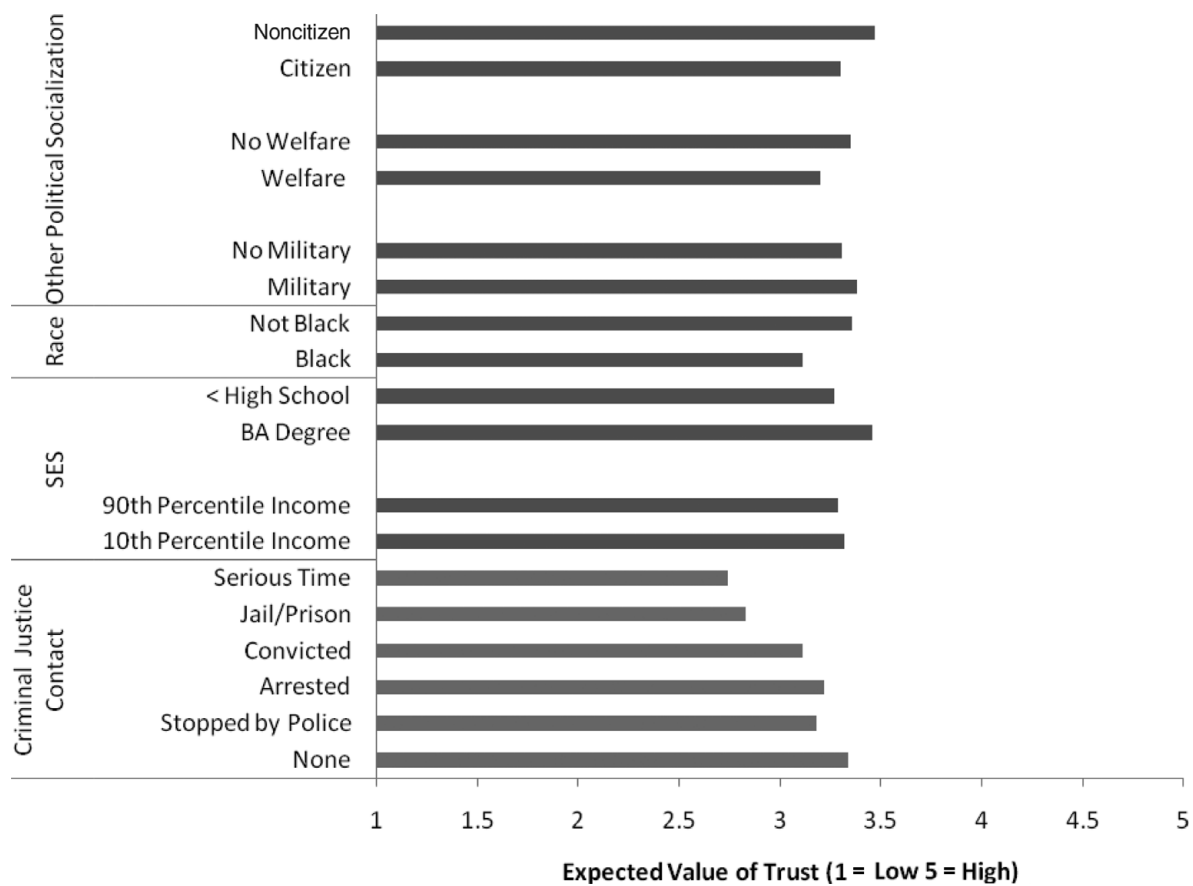
Civic engagement is similarly defined by encounters with the criminal justice system. Table 1 shows that those who experience punitive interventions—from police questioning to incarceration—are much less likely to seek out civic society and participate in cultural, social, or political groups. In addition, commitment to civic traditions shrinks as exposure to crime control authorities grows. People who experienced an encounter with criminal justice institutions were much less likely to believe that it was important to vote, serve on a jury, volunteer time to community service, or serve in the military, and this effect grew starker with more severe encounters. Consistent with these findings, people who undergo criminal supervision of any kind also express less confidence in government. For example, only 18% of respondents who had not encountered criminal justice in any form said they disagreed or strongly disagreed that they trusted the federal government; this percent rises to 28% and 27% for those who were questioned or arrested, 31% for those who were convicted, 43% for those who had been incarcerated, and 55% for those who had experienced imprisonment of substantial duration.

So far, our results suggest that contact with criminal justice is associated with diluted political engagement; those who have dealt with the supervisory, punitive side of the state are less likely to be politically active or engaged in civic society and have less trust in government. These results are striking, but one

<sup>17</sup> We remove from the analysis those whose contact with the criminal justice system occurred after the year the election took place.



**FIGURE 1. Expected Value of Trust in Government by Criminal Justice Contact, Holding Other Factors Constant at Their Means [From *National Longitudinal Study of Adolescent Health (Add Health)*, 2001–2002]**



All variables are significant at the .05 level, except military and income. SES, socioeconomic status.

might reasonably ask whether they show a causal effect or only an association. To address these concerns, our analysis must take into account a host of potentially confounding factors. Table 2 presents the results of a set of multivariate analyses estimating the effects of a criminal justice intervention on later political expression. If the effect of punitive encounters is working through other distinctive aspects of the carceral population or self-selection, then the significant relationships should disappear when controls are introduced.

In both the Add Health and the Fragile Families data, the substantial impact of custodial status on political outcomes remains even after accounting for differences in SES and demographic factors. The left side of Table 2 shows the results from the Add Health data. Involvement with criminal justice significantly depressed a person’s trust in government, independent of propensity for criminal behavior and other factors. More important, damage to trust grew with increasing severity of the interaction (with the exception that being stopped by the police had a relatively larger effect

than being arrested, holding all else constant). Specifically, being stopped and questioned by the police is associated with a 3% decrease in trust in the government, being arrested is associated with a 2% decline, a court conviction is associated with a 4% decline in trust, being incarcerated is associated with a decline of 9%, and having been incarcerated for 1 year or more was associated with a decline of 11% net of other factors. The magnitudes of these custodial contact effects are large; to provide a point of reference, we show in Figure 1 that the predicted decrease in trust between having no contact and having been incarcerated is an order of magnitude larger than standard individual-level predictors such as education, income, and race, and criminal justice contacts are associated with larger gaps in attitudes than other types of socializing experiences, such as receiving welfare or serving in the military. In short, having had encounters with criminal justice is a large predictor of an individual’s trust in government.

Similarly, contact with criminal justice is also related to a decline in voting and registering to vote in

**TABLE 2. Multivariate Results**

	Add Health					Fragile Families			
	Trust in Government	Registered	Voted	Political Participation	Civic Participation	Registered	Voted	Civic Obligation	Civic Participation
Questioned	-0.140*** (0.025)	0.034 (0.069)	0.046 (0.061)	0.430*** (0.101)	0.015 (0.027)	0.026 (0.162)	-0.100 (0.117)	0.011 (0.019)	0.003 (0.009)
Arrested	-0.090** (0.039)	-0.007 (0.108)	-0.271*** (0.099)	0.025 (0.188)	-0.018 (0.043)	-0.366** (0.188)	-0.432*** (0.149)	-0.040 (0.026)	-0.004 (0.013)
Convicted	-0.208*** (0.039)	-0.409*** (0.100)	-0.429*** (0.100)	-0.140 (0.197)	-0.022 (0.043)	-0.063 (0.318)	-0.517** (0.235)	-0.013 (0.040)	0.015 (0.020)
Prison/Jail	-0.474*** (0.085)	-0.749*** (0.207)	-0.755*** (0.246)	0.024 (0.432)	-0.080 (0.093)	-0.456** (0.192)	-0.724*** (0.162)	-0.053** (0.026)	-0.034*** (0.013)
Serious Time	-0.571*** (0.154)	-1.281*** (0.381)	-1.675*** (0.617)	-0.379 (1.025)	-0.073 (0.168)	-0.570** (0.216)	-0.898*** (0.191)	-0.017 (0.029)	-0.041*** (0.014)
Obs.	13,692	13,190	13,134	13,717	13,697	2,367	2,357	2,911	2,911
R squared	0.064	0.050	0.057	0.045	0.053	0.063	0.129	0.113	0.174

*Notes:* Dependent variables Registered, Voted, and Political Participation are based on Logit and exclude noncitizens; all other models are ordinary least squares (OLS). For space considerations, models in Add Health include controls not displayed here for race, age, gender, region, education, income, parental education, unemployment, marital status, citizenship, property crime, violent crime, self-control, military, and welfare receipt. For Fragile Families, models control for race, age, education, income, parental education, unemployment, poverty level, marital status, citizenship, domestic violence, drug use, self-control, cognitive ability, military, and welfare receipt. Full results tables are available from the authors. Standard errors in parentheses.

\*\*\* $p < .01$ , \*\* $p < .05$ , \* $p < .10$ .

Add Health (Table 2). The measures of registering to vote and voting in Add Health, unlike Fragile Families, include people who are potentially ineligible to vote based on a felon conviction; thus, the effects of criminal justice contact on turnout and registration in these data are tapping into both formal and informal barriers to voting. Using CLARIFY to interpret the coefficients of the logistic regressions, we find that the likelihood of registering to vote declines by 8% for those who were convicted in adult court (but did not serve hard time), 16% for those incarcerated less than 1 year, and 29% for those who had been imprisoned for at least 1 year, holding other factors constant at their means (King, Tomz, and Wittenberg 2000; Tomz, Wittenberg, and King 2003). Criminal justice involvement also lessened the likelihood of voting, and the magnitude of the effect was larger for more severe punitive encounters: holding other factors constant at their means, being arrested reduced the likelihood of voting by 7%; being convicted reduced the odds of turning out by 10%; being sentenced to jail or prison reduced it further by 17%, and serving more than 1 year reduced the likelihood of voting by nearly one third. Again, the effects are substantial; to compare, being unemployed is associated with a decline of less than 3% in the predicted probability of voting; receiving welfare decreased the likelihood of voting by 7%; and the probability of voting increased by 6% moving from the 10th to 90th income percentile (similar in size to being arrested). The only factor that outdoes custodial contact in the size of its influence is having a college degree (associated with a 42% increase in voting).

There are two exceptions to the pattern of results so far. The relationship between contact with criminal justice and other means of participating was largely insignificant after accounting for other influences, and one significant association is not in the hypothesized direction (being questioned by the police was positively related to participation). Civic participation also did not exhibit a strong relationship to criminal justice contact. These (non)results may be due to weak measures. Specifically, very few people actually reported having done any of the political participation items in the past year; only 2.6% contacted an official, 1.8% contributed money to a party or candidate, and 3.3% reported participating in a political rally; negligible percentages of study respondents actually ran for a public or nonpublic office. This likely reflects the young age of the sample. This was not the case for participation in civic groups, which 28% of the sample reported having done in the past year. However, there are important reasons for the absence of a relationship here; perhaps respondents who had had a disciplinary encounter were just as likely to do voluntary work with a group because they were court ordered to do so as a provision of their parole or probation. Unfortunately, we cannot further test this speculation because no measure of whether the community service was voluntary or court ordered is available.

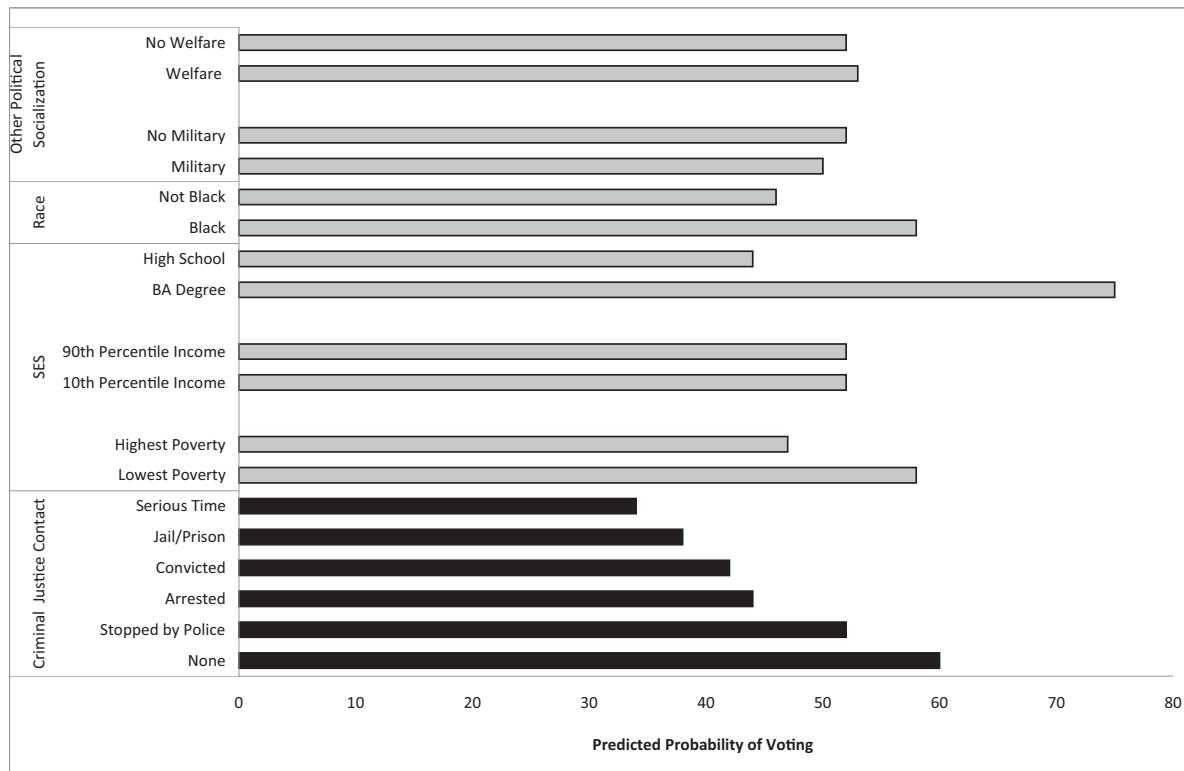
Contact with the criminal justice system continued to be an important influence on political engagement

in the Fragile Families study, largely replicating the pattern seen in Add Health. As Table 2 indicates, criminal justice involvement was associated with a significant decline in the likelihood of being registered to vote or voting in the last presidential election, independent of other influences, including poverty, education, and criminality. Being arrested, incarcerated, and confined for 1 year or more was associated with a decrease of 5%, 6%, and 8%, respectively, in the probability of registering to vote. Figure 2 depicts the probability of voting using CLARIFY to interpret the logistic coefficients. The probability of voting declined 8% for those who had been stopped and questioned by the police; by 16% for those with a history of being arrested; by 18% for those with a conviction; by 22% for those serving time in jail or prison; and, if this sentence was more than 1 year in duration, the probability of voting declined by an overwhelming 26%, holding other factors at their means. These effects are quite large, given that the probability of voting only decreases by 11%, moving from the lowest to highest level of poverty. The effect of being incarcerated or imprisoned is larger in size than having a college-educated parent, being in the military, receiving welfare, and being black. Like Add Health, only the effect of a college diploma is larger in size (increases voting probability by 31%). Similar to voting and registration, participation in civic groups was also affected, however, only for those who were incarcerated or imprisoned (the results for those who were stopped, arrested, and convicted are not significant after controls are included). Commitment to civic obligations—serving on a jury, serving one's country in war, serving one's community, and going to vote—is also significantly related to encounters with the punitive side of the state, although again this effect did not reach significance for lower levels of criminal justice involvement after controls were included.

To summarize the results, there is a large, negative effect of criminal justice contact for several aspects of political life—turning out to vote, involvement in civic groups, and trusting the government—and these effects persisted net of SES and criminality. Consistent with our hypotheses, more severe encounters were associated with a larger decline in political participation and trust. Nor were these results unique to either survey. Results obtain and are largely consistent across two very different samples—one being largely unmarried parents from seriously disadvantaged circumstances in urban settings, and the other being a young adult population that is more highly educated and nationally representative. In addition, it is not just that custodial populations come from disadvantaged backgrounds or are prevented from voting due to felon exclusions; the results point to the large, independent effect of punitive encounters that does not depend on preexisting characteristics and is not only the result of formal disenfranchisement. In fact, it is likely that we have somewhat underestimated the effect of incarceration and punitive encounters, given that many of the factors we controlled for have also been documented as consequences of incarceration (marital instability,



**FIGURE 2. Predicted Probability of Voting by Criminal Justice Contact, Holding Other Factors Constant at Their Means (From *Fragile Families and Child Wellbeing Study, 2001–2003.*)**



All variables are significant to the .05 level, except Military, Welfare, and Income. SES, socioeconomic status.

less income, poverty). In addition, these effects persist despite our accounting for factors that predict the risk of criminal justice involvement. In each multivariate model, we include controls for criminal thinking, as well as self-reported incidents of nonviolent and violent crime. The effects of custodial status are robust and large even after accounting for these potential confounders. This suggests that criminality does not drive lower participation per se, but that contact with agencies of criminal justice does.

As a first robustness check of our results, we compare political attitudes and behaviors across four subgroups of the Add Health sample: respondents with no history of illegal drug use or criminal justice contact ( $N = 6,266$ ), respondents with no history of illegal drug use but with custodial contact ( $N = 628$ ), respondents with illegal drug use and no custodial contact ( $N = 5,631$ ), and respondents with both illegal drug use and custodial contact ( $N = 2,282$ ). Differences in voter turnout and registration, trust in government, political participation, and civic participation across the four groups are all highly significant ( $F$  test  $p < .001$  for all tests). Those with both illegal drug use and custodial contact have the lowest levels of civic and participation and the least political trust of the four groups. For example, 47% of non-drug users with no contact report having voted in the last election, and 44% of both non-drug

users with contact and drug users with no contact report voting. By comparison, 37% of drug users who had some type of criminal justice contact turned out to vote.

We then examine the effects of criminal justice contact among only the subset of 7,913 Add Health respondents who self-report illegal drug use. Limiting the sample to only those respondents who took part in illegal drug activity helps confirm that the effects of criminal justice contact are not solely the result of preexisting criminal tendencies. In multiple regression models that estimate effects of progressive contact among only this subset, we find consistent effects; among illegal drug users, contact with the criminal justice system decreases trust and lowers voter registration and turnout. As in the full sample, there is no significant effect on our other measures of political and civic participation once we control for the full set of confounders, and we interpret these nonsignificant results similarly to our previous discussion. Also, as in the full sample analyses, the size of the effects increases as contact becomes more intense. For example, *ceteris paribus*, being questioned or arrested lowers trust by about 2%, being convicted by about 3%, serving time in prison or jail by about 9%, and serving serious time lowers trust by roughly 11%. The same results are obtained in similar models when the sample is further restricted to include only

serious illegal drug users, excluding those who report using only marijuana, steroids, or prescription drugs.<sup>18</sup>

We then use weights from genetic matching to create a matched set of convicted and never convicted drug users, ensuring that the two groups are well balanced on the full set of covariates that we describe in the preceding parametric models, as well as on a propensity score that predicts having been convicted of a crime. After matching, there are no significant differences on baseline covariates in the matched sample between illegal drug users who have been convicted of a crime and those who have not.<sup>19</sup> However, there are differences between the two groups in the outcomes of interest, as shown in Figure 3. Among self-reported drug users, having a criminal conviction lowers trust in government by about 3% and reduces voter registration and turnout by roughly 13% each. We find similar effects of other types of contact, and the effects are larger as contact becomes more severe.<sup>20</sup>

Our second cut at establishing causality follows a somewhat similar logic. Here we compare the political attitudes and behaviors of respondents in Wave III who have experienced a criminal justice intervention against a demographically comparable group of Wave III respondents who have not yet experienced that type of contact, but who will have joined this segment of the custodial population by Wave IV. That is, we compare our treatment group (those who report a criminal contact by the third wave survey) with our control group (those who do not report that type of criminal contact by the third wave but do report one in the fourth wave) on political outcomes at Wave III. In bivariate analyses, those who have been convicted of a crime by Wave III, compared to those who have not yet but will have by Wave IV, are less likely to vote (47% compared to 34%, chi squared = 87.72,  $p < .001$ ), register (74% to 67%, chi squared = 27.98,  $p < .001$ ), or participate politically in another way (7% compared to 5%, chi squared = 5.24,  $p = .01$ ). They also have lower levels of political trust ( $F$  stat = 103.21,  $p < .001$ ) and civic participation ( $F$  stat = 41.95,  $p < .001$ ). In a multiple regression similar to those described previously, having a conviction

at Wave III relative to those who do not have a conviction until Wave IV predicts a decrease of 4% in trust and 10% in the likelihood of registering to vote. As before, we also conduct a nonparametric analysis using genetic matching. Results are shown in Figure 3. In our matched sample, we again find a significant and negative effect of a criminal conviction on trust (3%) and registration (10%).<sup>21</sup>

As a final placebo test, we compare respondents who do not have a conviction in Wave III but will in Wave IV with those who do not report this type of carceral contact in either wave. As expected, we find that future convicts in Wave III, *ceteris paribus*, have political attitudes and behaviors that are statistically indistinguishable from respondents who report no contact with criminal justice in either wave. Put simply, *future* criminal justice contact is not predictive of political attitudes and behavior. This further confirms our assertion that these differences reflect a treatment effect of contact with criminal justice that is independent of existing differences related to the probability of criminal offending.

Taken together, we find these results to be quite persuasive of a causal effect of criminal justice contact. Our regression analyses provide straightforward and easily interpretable estimates of the effects of carceral contact and allow for a comparison between the size of the criminal justice effect and other salient variables. Our matching analyses allow us to estimate treatment effects without the parametric modeling assumptions required for regression. In addition, by limiting the sample to self-reported illegal drug users or only those with a criminal conviction, as well as balancing the treatment and control groups on measures of violent and nonviolent criminal behavior, criminal cognitions, and a propensity score predicting conviction, we ensure that it is unlikely to be selection alone that is driving our results. Instead, these analyses strongly suggest that the causal arrow goes in the hypothesized direction—experience with incarceration and other punitive interventions depress political engagement. The fact that we find consistent support for our hypotheses across these different estimation procedures is compelling.

## DISCUSSION

Our findings have implications for four scholarly debates. First, scholarship on political participation and civic engagement should consider not only individual resources, interest, and mobilization as ingredients for political involvement, but also the way the state shapes individual civic capacities, efficacy, and perceptions of government. Our findings suggest that contact with the institutions of criminal justice is important in structuring patterns of participation long assumed in the dominant literature to stem primarily from aspects of the individual. These findings are especially important vis-à-vis the vibrant recent attention to participatory

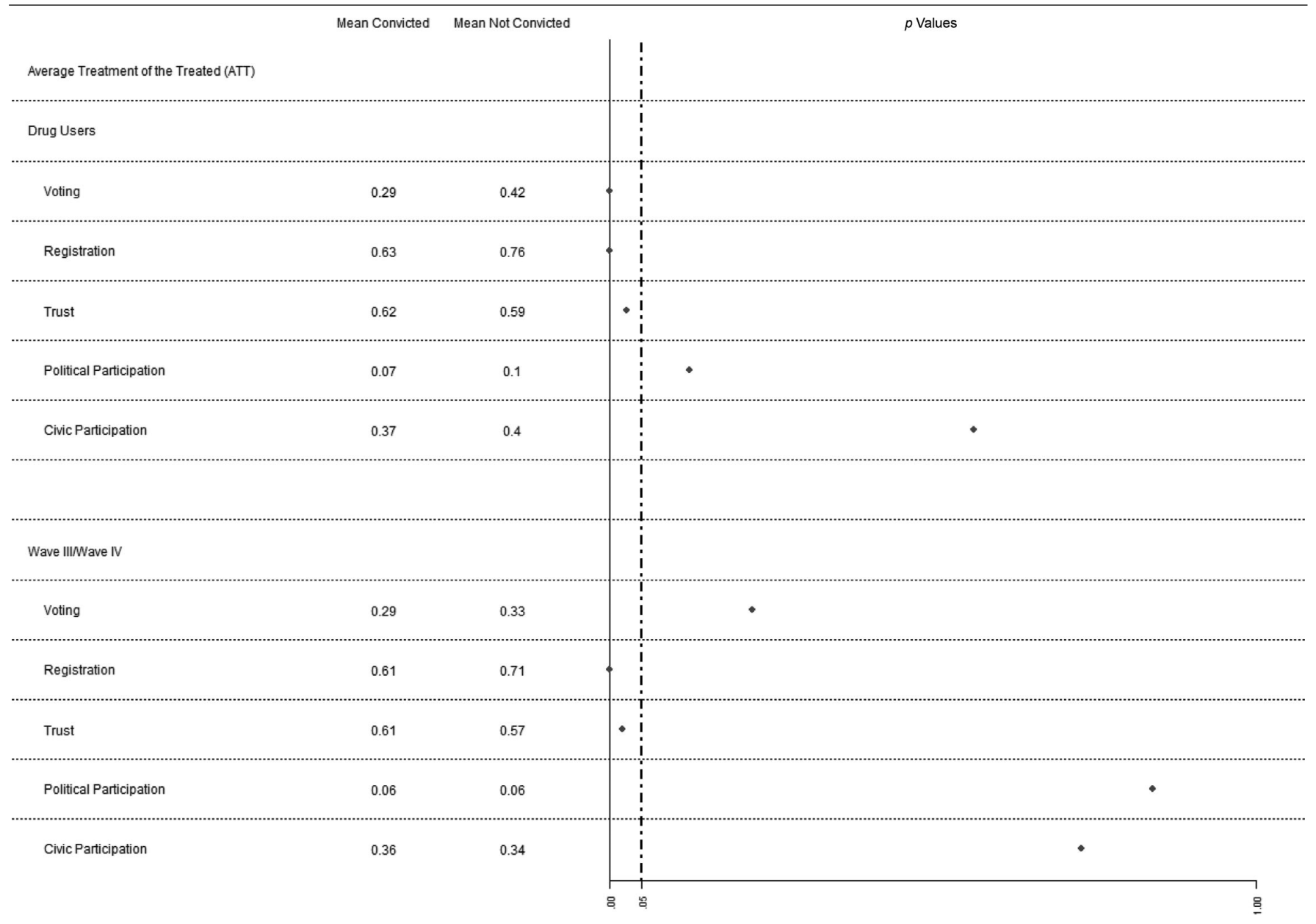
<sup>18</sup> Multivariate results are detailed in the online Appendix.

<sup>19</sup> Details of the balance statistics are available in the online Appendix.

<sup>20</sup> Among illegal drug users, being arrested results in significantly decreased trust (about 3%), as well as lowered voter registration and turnout (about 10% each). After matching on arrest, the propensity scores for treatment and control are statistically equivalent (KS Bootstrap  $p$  value = .1), and the two groups are well balanced on covariates (minimum  $p$  value after matching = .11), with the exception of welfare (mean treatment = 0.28, mean control = 0.21,  $T$  test  $p$  value = .001). There are 807 treated observations (sample  $N = 5,858$ ), and matching yields 807 matched observations (812 unweighted). Having been incarcerated likewise results in less trust (14%), voter registration (16%), and turnout (17%), and a marginally statistically significant decrease in the likelihood of claiming at least one other form of political participation (7%). After matching on incarceration, the propensity scores for the treatment and control groups are statistically equivalent (KS Bootstrap  $p$  value = .75), and the two groups are well balanced on covariates (minimum  $p$  value after matching = .23). There are 94 treated observations in the data (sample  $N = 5,858$ ), and matching yields 94 matched observations (95 unweighted).

<sup>21</sup> Regression results and balance statistics are further detailed in the online Appendix.

**FIGURE 3. Treatment Effects of Criminal Conviction**



Figures are matched on race, gender, age, education, parental education, income, employment, married, citizenship, military service, welfare receipt, geographic regions 1–4, and three measures of criminality (*Nonviolent, Violent, Self-control*). (Figure created with Titiunik [2010].)



inequality. If we take seriously the results presented here, they suggest that those with contact at every level of criminal supervision withdraw from political life—they are less likely to participate in civic groups, they are less likely to express their political voice in elections, and they are less trusting of government. Thus, the carceral state carries deep implications for who is included and how they are included in the polity. It is therefore troubling that the study of inequality in politics, itself the subject of a recent Task Force in the American Political Science Association, has barely registered the carceral earthquake.

Second, and related, this study suggests that state interventions of the punitive, not just redistributive, side of the state matter in ways that have not yet been fully explored. Scholars in the tradition of public policy and institutionalism have long recognized the limitations of the participation literature, noting that they have “given little heed to the role of government in citizens’ lives” (Mettler 2007, 643; see also Mettler and Soss 2004). To fill that gap, studies of the GI Bill, Social Security, welfare, and other social policies have flourished, making important inroads into our understanding of how policy shapes democratic citizenship. However, the role of government in citizens’ lives is often conceptualized in this literature as relatively circumscribed, defined mainly as social policy interventions meant to ensure against poverty and unemployment and provide a safety net for the elderly, veterans, and children. With few exceptions, these recent studies find that policies boost the civic and political participation of citizens by giving them critical resources, civic teaching, and the motivation to enter the political fray when policies important for their well-being are threatened. By expanding our view of the ways government plays a direct role in citizens’ lives, our study points to the ways government activity can also serve to demobilize and dissuade citizens from engaging in political life.

Third, this research builds on several studies by sociologists and economists that have linked incarceration to economic hardship, poor health outcomes, and family destabilization. For example, researchers estimate that prison confinement results in a 6% decrease in employment and between a 15% and 26% decrease in wages (Geller, Garfinkel, and Western 2006), the substantial black–white disparity in marriage would be cut in half without incarceration (Western, Lopoo, and McLanahan 2004), the black–white gap in infant mortality would be decreased by 23% if incarceration had stayed at its 1973 level (Wildeman 2009), and incarceration explains approximately 70% of racial health disparities such as AIDS (Massoglia 2008). We add to the growing literature on the “collateral consequences” of incarceration by showing that the effects of punitive encounters are not limited to economic marginality or the disruption of marital bonds, but have a political dimension as well.

Finally, we extend the small but growing studies of felony disenfranchisement (Drucker and Barreras 2005; Haselswerdt 2009; Manza and Uggen 2006; Marable, Steinberg, and Middlemass 2007; McLeod,

White, and Gavin 2003; Miles 2004). For example, Chris Uggen and Jeff Manza (2002) estimate that, in the absence of felon disenfranchisement laws, 35% of ex-felons would have voted in the 2004 presidential election, and that these laws have had a significant impact on several close U.S. Senate elections and at least one presidential election. These studies are important. However, we argue that criminal justice involvement has a large effect on a broader array of civic attitudes and forms of participation, and that these varied political effects extend not only to those who are legally disenfranchised, but also to the large and growing numbers of citizens who experience direct contact with state agents of crime control.

Thus, from distinct scholarly perspectives and each in their own way, studies of political participation, policy feedback, and sociology have inadvertently treated criminal justice as a politically neutral institution in the lives of citizens. Political participation scholars and scholars in the policy feedback/institutionalist tradition have neglected the punitive activity of the democratic state, whereas scholars of criminal justice have long understood the importance of coercive citizen–state interactions but have focused primarily on their social and economic consequences. In contrast, this study establishes criminal justice as a set of institutions with political significance, a force that citizens are increasingly likely to encounter in their daily lives.

Still, this article is only a first step toward understanding how carceral contact shapes conceptions of government, citizenship, and the state. We see at least four distinct directions for future research on what the punitive expansion means for American politics. Most obviously, this article examines only a limited set of dependent variables—participation, civic engagement, civic norms, and trust. We remain in the dark about whether and in what ways punitive encounters shape a broader array of political attitudes and identities. However, the potential to pursue this type of analysis will be limited until surveys of American politics begin incorporating items that query respondents about their contact with the criminal justice system (as the General Social Survey has begun to do). Second, scholars might also investigate how criminal justice contacts shape racial “narratives,” given that criminal justice is a disproportionately routine experience among black citizens. One preliminary investigation finds that blacks who have been stopped, arrested, convicted, or incarcerated are much more pessimistic about racial equality in America, more likely to perceive widespread discrimination against themselves and their group, and more likely to believe that the prospects for their group were severely limited (Lerman and Weaver 2010). Third, given that experience with criminal justice is so heavily concentrated geographically, political scientists could also explore if punitive contact has a community level dimension. For example, scholars have suggested that the concentration of incarceration alters the civic health of communities, fraying the bonds of its residents and diminishing social capital and networks (Rose and Clear 1998). Finally, future studies should unravel the specific mechanisms through which punishment and

surveillance activities influence the political lifeworlds of Americans. In particular, it will be critical to examine whether and how different types of contact operate in different ways to shape citizens' political behavior and understandings.

Political scientists have been slow to evaluate the supervisory provision of government compared to its redistributive role, even though the social arena is but one of the ways the state acts on its citizens, and growth in the former has increasingly outpaced and overshadowed the latter [for important exceptions, see Gottschalk 2006 and Miller 2008]. We began by hypothesizing that the more frequent and increasingly intense contact with the state that the criminal justice system engenders leads citizens to adopt a particular set of "transcripts" and political worldview, a uniquely negative experience of democracy, and a criminal justice-centered framework for understanding government and one's role in the civic community. Our results suggest in no uncertain terms that the exponential growth in the carceral state will have important, and increasingly detrimental, consequences for the American political landscape. And in a society founded on democratic inclusion and political equality ideals, these developments are deeply troubling. It is time scholars of American politics took notice.

## References

- Belli, Robert F., Michael Traugott, and Matthew N. Beckman. 2001. "What Leads to Voting Overreports? Contrasts of Overreporters to Validated Voters and Admitted Nonvoters in the American National Election Studies." *Journal of Official Statistics* 17 (4): 479–98.
- Bonczar, Thomas, P. 2003. "Prevalence of Imprisonment in the U.S. Population, 1974–2001." Bureau of Justice Statistics Special Report. August. <http://bjs.ojp.usdoj.gov/content/pub/pdf/piusp01.pdf> (accessed October 12, 2010).
- Brady, Henry E., Sidney Verba, and Kay Lehman Schlozman. 1995. "Beyond SES: A Resource Model of Political Participation." *American Political Science Review* 89 (2): 271–94.
- Brunson, Rod K., and Ronald Weitzer. 2009. "Police Relations with Black and White Youths in Different Urban Neighborhoods." *Urban Affairs Review* 44 (6): 858–85.
- Burch, Traci. 2007. "A Study of Felon and Misdemeanor Voter Participation in North Carolina." The Sentencing Project. February. [www.sentencingproject.org/doc/publications/fd\\_northcarolina.pdf](http://www.sentencingproject.org/doc/publications/fd_northcarolina.pdf) (accessed October 12, 2010).
- Campbell, Andrea Louise. 2003. *How Policies Make Citizens: Senior Political Activism and the American Welfare State*. Princeton, NJ: Princeton University Press.
- Chantala, Kim, William D. Kalsbeek, and Eugenio Andraca. n.d. "Non-response in Wave III of the Add Health Study." [www.cpc.unc.edu/projects/addhealth/data/guides/W3nonres.pdf](http://www.cpc.unc.edu/projects/addhealth/data/guides/W3nonres.pdf) (accessed October 12, 2010).
- Diamond, Alexis, and Jasjeet S. Sekhon. 2008. "Genetic Matching for Estimating Causal Effects: A General Multivariate Matching Method for Achieving Balance in Observational Studies." June 12. <http://sekhon.berkeley.edu/papers/GenMatch.pdf> (accessed October 12, 2010).
- Dillon, Sam. 2008. "Study Finds That About 10 Percent of Young Male Dropouts Are in Jail or Detention." *New York Times* October 9, p. 12. [www.nytimes.com/2009/10/09/education/09dropout.html?\\_r=1&fta=y](http://www.nytimes.com/2009/10/09/education/09dropout.html?_r=1&fta=y) (accessed October 12, 2010).
- Drucker, Ernest, and Ricardo Barreras. 2005. "Studies of Voting Behavior and Felony Disenfranchisement among Individuals in the Criminal Justice System in New York, Connecticut, and Ohio." Sentencing Project Report. September. [www.sentencingproject.org/doc/publications/fd\\_studiesvotingbehavior.pdf](http://www.sentencingproject.org/doc/publications/fd_studiesvotingbehavior.pdf) (accessed October 12, 2010).
- Durose, Matthew R., Erica L. Smith, and Patrick Langan. 2007. "Contacts between Police and the Public, 2005." U.S. Department of Justice, Bureau of Justice Statistics Special Report, April.
- Fagan, Jeffrey, Valerie West, and Jan Holland. 2003. "Reciprocal Effects of Crime and Incarceration in New York City." *Fordham Urban Law Journal* 30 (5): 1551–1602.
- Fairchild, Ericka S. 1977. "Politicization of the Criminal Offender: Prisoner Perceptions of Crime and Politics." *Criminology* 15 (3): 287–318.
- Farrington, D. P. 1977. "The Effects of Public Labelling." *British Journal of Criminology* 17: 112–25.
- Farrington, D. P. 1998. "Predictors, Causes, and Correlates of Male Youth Violence." *Crime and Justice* 24: 421–75.
- Geller, Amanda, Irwin Garfinkel, and Bruce Western. 2006. "The Effects of Incarceration on Employment and Wages: An Analysis of the Fragile Families Survey." Center for Research on Child Wellbeing. Working Paper 2006-01-FE.
- Gelman, Andrew, Jeffrey Fagan, and Alex Kiss. 2007. "An Analysis of the New York City Police Department's 'Stop-and-Frisk' Policy in the Context of Claims of Racial Bias." *Journal of the American Statistical Association* 102 (479): 813–23.
- Goffman, Alice. 2009. "On the Run: Wanted Men in a Philadelphia Ghetto." *American Sociological Review* 74 (3): 339–57.
- Gottfredson, M.R., and T. Hirschi. 1990. *A General Theory of Crime*. Stanford, CA: Stanford University Press.
- Gottschalk, Marie. *The Prison and the Gallows: The Politics of Mass Incarceration in America*. Cambridge: Cambridge University Press, 2006.
- Hagan, John, and Carla Shedd. 2005. "A Socio-legal Conflict Theory of Perceptions of Criminal Injustice." *University of Chicago Legal Forum* 261–87.
- Harris, Kathleen Mullan. 2008. "The National Longitudinal Study of Adolescent Health (Add Health), Waves I & II, 1994–1996; Wave III, 2001–2002; Wave IV, 2007–2009." [machine-readable data file and documentation]. Chapel Hill: Carolina Population Center, University of North Carolina at Chapel Hill.
- Haselswerdt, Michael V. 2009. "Con Job: An Estimate of Ex-felon Voter Turnout Using Document-based Data." *Social Science Quarterly* 90 (2): 262–73.
- Hindelang, M. J., T. Hirschi, and J. G. Weis. 1981. *Measuring Delinquency*. Beverly Hills, CA: Sage.
- "Inmate Privileges and Fees for Service. (Survey Summary)." 2002. *Corrections Compendium* 27 (August 1): 8–26.
- Junger-Tas, Josine, and Ineke Haen Marshall. 1999. "The Self-report Methodology in Crime Research." *Crime and Justice* 25: 291–367.
- Keister, Lisa A., and Stephanie Moller. 2000. "Wealth Inequality in the United States." *Annual Review of Sociology* 26: 63–81.
- King, Gary, Michael Tomz, and Jason Wittenberg. 2000. "Making the Most of Statistical Analyses: Improving Interpretation and Presentation." *American Journal of Political Science* 44 (2): 347–61.
- Lawless, Jennifer L., and Richard L. Fox. 2001. "Political Participation of the Urban Poor." *Social Problems* 48 (3): 362–85.
- Legal Action Center. 2004. *After Prison: Roadblocks to Reentry—A Report on State Legal Barriers Facing People with Criminal Records*. New York: Legal Action Center.
- Lerman, Amy and Vesla Weaver. 2010. "A Different Lifeworld? The Impact of Criminal Justice Encounters on Racial Perceptions and Identity." Paper presented at the Annual Meeting of the American Political Science Association, Washington, DC.
- Lind, E. Allan, and Tom R. Tyler. 1988. *The Social Psychology of Procedural Justice*. New York: Plenum Press.
- Lipsky, Michael. 1980. *Street-level Bureaucracy: Dilemmas of the Individual in Public Services*. New York: Russell Sage Foundation.
- Manza, Jeff, and Christopher Uggen. 2006. *Locked Out: Felon Disenfranchisement and American Democracy*. New York: Oxford University Press.
- Marable, Manning, Ian Steinberg, and Keesha Middlemass, eds. 2007. *Racializing Justice, Disenfranchising Lives: The Racism, Criminal Justice, and Law Reader*. New York: Palgrave Macmillan.
- Massoglia, Michael. 2008. "Incarceration, Health, and Racial Disparities in Health." *Law and Society Review* 42 (2): 275–306.

- McDonald, Michael P. 2007. "The True Electorate: A Cross-validation of Voter Registration Files and Election Survey Demographics." *Public Opinion Quarterly* 71 (4): 588–602.
- McLeod, Aman, Ismail K. White, and Amelia R. Gavin. 2003. "The Locked Ballot Box: The Impact of State Criminal Disenfranchisement Laws on African American Voting Behavior and Implications for Reform." *Virginia Journal of Social Policy and Law* 11: 66–88.
- Mebane, Walter R., and Jasjeet S. Sekhon. 1998. "R-GENetic Optimization Using Derivatives (RGENOUD)." <http://sekhon.berkeley.edu/rgenoud/> (accessed October 12, 2010).
- Mettler, Suzanne B. 1998. *Dividing Citizens: Gender and Federalism in New Deal Public Policy*. Ithaca, NY: Cornell University Press.
- Mettler, Suzanne B. 2002. "Bringing the State Back in to Civic Engagement: Policy Feedback Effects of the G.I. Bill for World War II Veterans." *American Political Science Review* 96 (2): 351–65.
- Mettler, Suzanne B. 2007. "Bringing Government Back into Civic Engagement: Considering the Role of Public Policy." *International Journal of Public Administration* 30 (6): 643–50.
- Mettler, Suzanne, and Joe Soss. 2004. "The Consequences of Public Policy for Democratic Citizenship: Bridging Policy Studies and Mass Politics." *Perspectives on Politics* 2 (1): 55–73.
- Mettler, Suzanne, and Jeffrey M. Stonecash. 2008. "Government Program Usage and Political Voice." *Social Science Quarterly* 89 (2): 273–93.
- Miles, Thomas J. 2004. "Felon Disenfranchisement and Voter Turnout." *Journal of Legal Studies* 33: 85–129.
- Miller, Lisa Lynn. *Perils of Federalism: Race, Poverty and the Politics of Crime Control*. New York: Oxford University Press, 2008.
- "Million-Dollar Blocks." 2004. *Village Voice*, November 9.
- Pager, Devah. 2007. *Marked: Race, Crime, and Finding Work in an Era of Mass Incarceration*. Chicago: University of Chicago Press.
- PEW Center on the States. 2007. "One in 100: Behind Bars in America in 2008." Online Report. [www.pewcenteronthestates.org/uploadedFiles/8015PCTS\\_Prison08\\_FINAL\\_2-1-1\\_FORWEB.pdf](http://www.pewcenteronthestates.org/uploadedFiles/8015PCTS_Prison08_FINAL_2-1-1_FORWEB.pdf) (accessed October 12, 2010).
- Pierson, Paul. 1993. "When Effect Becomes Cause: Policy Feedback and Political Change." *World Politics* 45: 595–628.
- President's Commission on Law Enforcement and Administration of Justice. 1967. *The Challenge of Crime in a Free Society: A Report*. Washington, DC: U.S. Government Printing Office.
- Rojek, D. G. 1983. "Social Status and Delinquency; Do Self-reports and Official Reports Match?" In *Measurement Issues in Criminal Justice*, ed. Gordon P. Waldo. Beverly Hills, CA: Sage, 71–88.
- Rose, Dina R., and Todd R. Clear. 1998. "Incarceration, Social Capital, and Crime: Implications for Social Disorganization Theory." *Criminology* 36 (3): 441–80.
- Rosenbaum, Paul R. 1984. "The Consequence of Adjustment for a Concomitant Variable That Has Been Affected by the Treatment." *Journal of the Royal Statistical Society, Series A (General)* 147 (5): 656–66.
- Rosenbaum, Paul R., and Donald B. Rubin. 1983. "The Central Role of the Propensity Score in Observational Studies for Causal Effects." *Biometrika* 71 (1): 41–55.
- Schafer, J. A., B. M. Huebner, and T. S. Bynum. 2003. "Citizen Perceptions of Police Services: Race, Neighborhood Context and Community Policing." *Police Quarterly* 6: 440–68.
- Schneider, Anne, and Helen Ingram. 1993. "Social Construction of Target Populations: Implications for Politics and Policy." *American Political Science Review* 87: 334–47.
- Sekhon, Jasjeet. 2010. "Opiates for the Matches: Matching Methods for Causal Inference." *Annual Review of Political Science* 12: 487–508.
- Sekhon, Jasjeet J. 2008. "The Neyman-Rubin Model of Causal Inference and Estimation via Matching Methods." In *The Oxford Handbook of Political Methodology*, eds. Janet Box-Steffensmeier, Henry Brady and David Collier. New York: Oxford University Press, 271–99.
- Sekhon, Jasjeet S. 2006. "Alternative Balance Metrics for Bias Reduction in Matching Methods for Causal Inference." Technical Report. University of California, Berkeley. <http://sekhon.berkeley.edu/papers/SekhonBalanceMetrics.pdf> (accessed October 12, 2010).
- Sekhon, Jasjeet S. N.d. "Multivariate and Propensity Score Matching Software with Automated Balance Optimization: The Matching Package for R." *Journal of Statistical Software*. Forthcoming. <http://sekhon.berkeley.edu/papers/MatchingJSS.pdf> (accessed October 12, 2010).
- Sentencing Project. 2010. "Felony Disenfranchisement Laws in the United States." Online Report. [http://sentencingproject.org/doc/publications/fd\\_bs\\_fdlawsinusMarch2010.pdf](http://sentencingproject.org/doc/publications/fd_bs_fdlawsinusMarch2010.pdf) (accessed November 19, 2010).
- Simon, Jonathan. 2007. *Governing Through Crime: How the War on Crime Transformed American Democracy and Created a Culture of Fear*. New York: Oxford University Press.
- Skogan, Wesley. 2006. "Asymmetry in the Impact of Encounters with Police." *Policing and Society* 16 (2): 99–126.
- Solon, Gary. 1992. "Intergenerational Income Mobility in the United States." *American Economic Review* 82 (3): 393–408.
- Soss, Joe. 1999. "Lessons of Welfare: Policy Design, Political Learning, and Political Action." *American Political Science Review* 93 (2): 363–80.
- Soss, Joe. 2005. "Making Clients and Citizens: Welfare Policy as a Source of Status, Belief, and Action." In *Deserving and Entitled: Social Constructions and Public Policy*, eds. Anne Larason Schneider and Helen M. Ingram. Albany, NY: SUNY Press, 291–328.
- Titunik, Rocio. 2010. *Function for Summary Statistics and Plots of P-values*. Ann Arbor: University of Michigan. [www-personal.umich.edu/~titiunik/R/graph.pval.public.R](http://www-personal.umich.edu/~titiunik/R/graph.pval.public.R).
- Thornberry, Terence P., and Marvin D. Krohn. 2000. "The Self-report Method for Measuring Delinquency and Crime." *Criminal Justice* 4 (1): 33–83.
- Tomz, Michael, Jason Wittenberg, and Gary King. 2003. CLARIFY: Software for Interpreting and Presenting Statistical Results. Version 2.1. Cambridge, MA: Harvard University. <http://gking.harvard.edu/stats.shtml> (accessed October 12, 2010).
- Tonry, Michael, and Matthew Melewski. 2008. "The Malign Effects of Drug and Crime Control Policies on Black Americans." *Crime and Justice* 31 (1): 1–44.
- Tourangeau, Roger, and Tom W. Smith. 1996. "Asking Sensitive Questions: The Impact of Data Collection, Mode, Question Format, and Question Context." *Public Opinion Quarterly* 60: 275–304.
- Tourangeau, Roger, and Ting Yan. 2007. "Sensitive Questions in Surveys." *Psychological Bulletin* 133 (5): 859–83.
- Uggen, Christopher, and Jeff Manza. 2002. "Democratic Contraction? Political Consequences of Felon Disenfranchisement in the United States." *American Sociological Review* 67 (December): 777–803.
- Uggen, Christopher, Jeff Manza, and Angela Behrens. 2004. "'Less Than the Average Citizen': Stigma, Role Transition and the Civic Reintegration of Convicted Felons." In *After Crime and Punishment: Pathways to Offender Reintegration*, eds. Shadd Maruna and Russ Immarigeon. Portland, OR: Willan, 261–92.
- Wacquant, Loic. 2008. "The Place of the Prison in the New Government of Poverty." In *After the War on Crime: Race, Democracy, and a New Reconstruction*, eds. Mary Louise Frampton, Ian Haney Lopez, and Jonathan Simon. New York: New York University Press, 23–36.
- Watson, Jamie, Amy L. Solomon, Nancy G. La Vigne, and Jeremy Travis. 2004. "A Portrait of Prisoner Reentry in Texas." Urban Institute Research Report. [http://www.urban.org/UploadedPDF/410972\\_TX\\_Reentry.pdf](http://www.urban.org/UploadedPDF/410972_TX_Reentry.pdf) (accessed October 20, 2010).
- Western, Bruce. 2006. *Punishment and Inequality in America*. New York: Russell Sage Foundation.
- Western, Bruce, Leonard M. Lopoo, and Sarah McLanahan. 2004. "Incarceration and the Bonds between Parents in Fragile Families." In *Imprisoning America: The Social Effects of Mass Incarceration*, eds. Mary Pattillo, David Weiman, and Bruce Western. New York: Russell Sage Foundation, 21–45.
- Wildeman, Christopher. 2009. "Imprisonment and Infant Mortality." Population Studies Center Research Report 09-692, revised May 2010. [www.psc.isr.umich.edu/pubs/pdf/r09-692.pdf](http://www.psc.isr.umich.edu/pubs/pdf/r09-692.pdf) (accessed October 12, 2010).
- Zimmerman, David J. 1992. "Regression toward Mediocrity in Economic Stature." *American Economic Review* 82 (3): 409–29.